

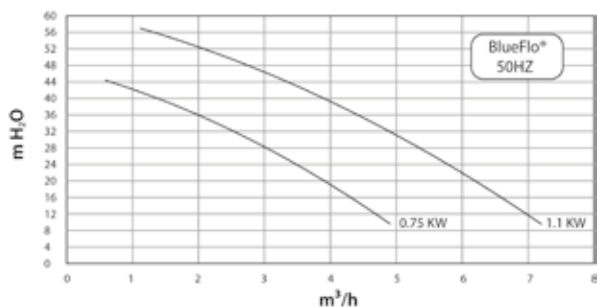
Swimming Pool Pumps |

## BLUEFLO® / BLUEFLO® LITE



### FEATURES

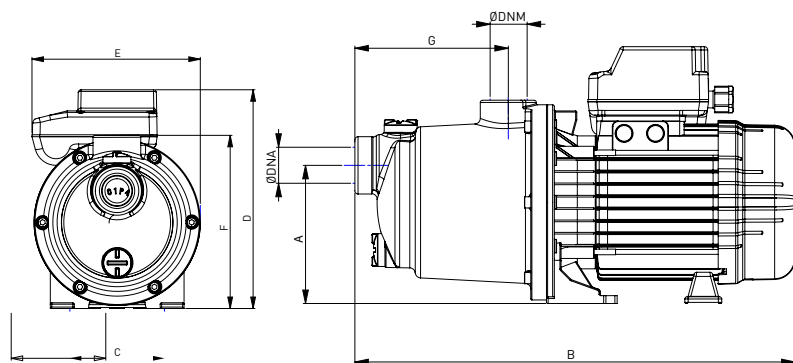
- Superior hydraulic performance
- Designed for continuous operation and thermally protected
- Large sealed "2RSC3" type bearings for high temperature handling and extended motor life
- Corrosion resistant with 316 Stainless Steel Motor Shaft-end and metal free impellers for salt chlorination usage
- **Integrated power cord and ON/OFF switch for easy installation\***
- **Integrated Electronic Protection Logic-Safe™. Protection against following possible issues\*:**
  - Dry running
  - Motor overload
  - Water temperature overheating



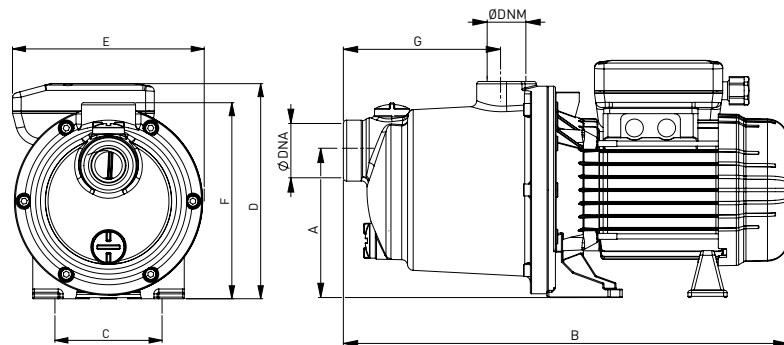
\* Only for BlueFlo®, not BlueFlo® Lite / Nur für BlueFlo, nicht BlueFlo Lite / Enkel voor BlueFlo, niet BlueFlo Lite / Seulement pour BlueFlo, pas BlueFlo Lite / Sólo par BlueFlo, no BlueFlo Lite / Solo per BlueFlo, non BlueFlo Lite.

Model	kW	HP	Volt	Phase	Stage
P-BFL-101	0,75	1	220V-240V	1~	4
P-BFL-101-L	0,75	1	220V-240V	1~	4
P-BFL-151	1,10	1,5	220-240V	1~	5

Model	Length (cm)	Width (cm)	Height (cm)	Gross Weight (kg)	Pcs by pallet	Length pallet (cm)	Width pallet (cm)	Height pallet (cm)
P-BFL-101	45,3	25,5	30	9,0	28	120	80	138
P-BFL-101-L	45,3	25,5	30	8,5	28	120	80	138
P-BFL-151	45,3	25,5	30	10,8	28	120	80	138



BLUEFLO®



BLUEFLO® LITE

Model	A	B	C	D	E	F	G	DNM	DNM
	mm	mm	mm	mm	mm	mm	mm		
P-BFL-101	123	373	99	221	177	182	137	1"	1"
P-BFL-101-L	123	373	99	199	177	182	137	1"	1"
P-BFL-151	123	392	99	229	177	182	137	1"	1"