



HAYWARD®



SUPER PUMP®


High performance and quiet operation.

- Self-priming pump with closed and ventilated motor (IPX5).
- Low sound level.
- Resists chemical and saline corrosion in normal use.
- Maximum performance Noryl® impeller.



P
u
m
p
s

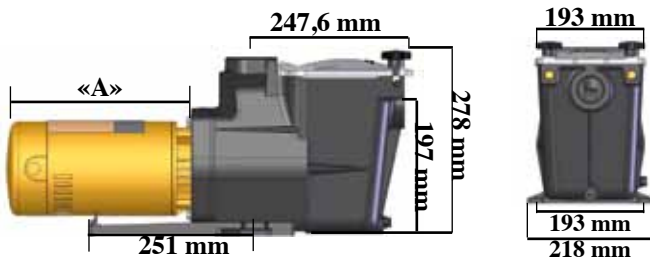
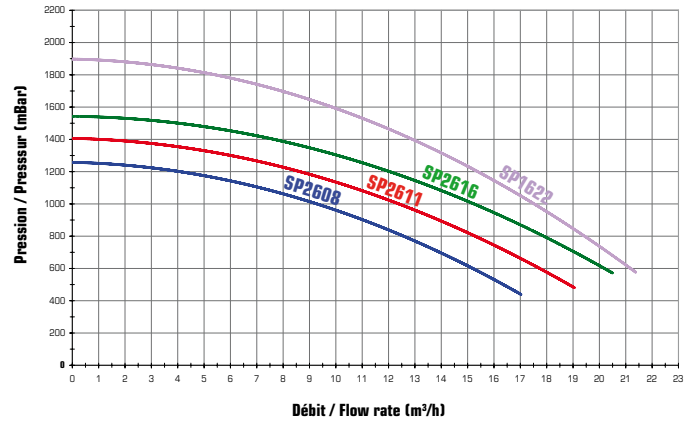
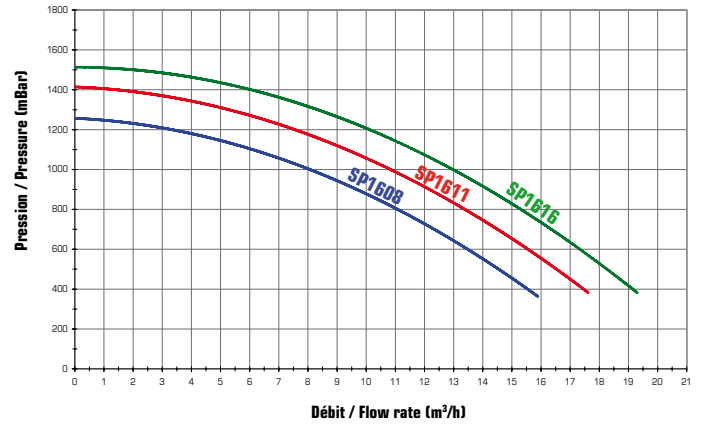
Exceptional Features



American motor, not for Europe.

- 1 Heavy Duty, high performance.
- 2 Quick release, "see-thru" strainer.
- 3 Maximum performance Noryl® impeller.
- 4 Heat-resistant, double sized ceramic seal.
- 5 Large strainer basket (1.8 litres).
- 6 Corrosion-proof housing (resists chemical and saline corrosion in normal use).

Performance graph Super Pump



Super Pump Single Phase

Item.	Power	Watt	Flow Rate*	Side A.	IN/OUT	Weight	Max Watt	Amperage.
SP1608XE11 1	3/4 cv - 3/4 HP	0,55 Kw	11 m³/h	213 mm	1"1/2	14 kg	870 W	3,6
SP1611XE16 1	1 cv - 1 HP	0,75 Kw	13,5 m³/h	213 mm	1"1/2	15 kg	975 W	4,3
SP1616XE22 1	1,5 CV - 1,5 HP	1,10 Kw	15,5 m³/h	225 mm	1"1/2	15 kg	1 100 W	5
SP1622XE25 1	2 cv - 2 HP	1,50 Kw	19,5 m³/h	251 mm	2"	16 kg	1 500 W	7

Super Pump Three Phase

Item.	Power	Watt	Flow Rate*	Side A.	IN/OUT	Weight	Max Watt	Amperage.
SP1611XE16 3	1 cv - 1 HP	0,75 Kw	13,5 m³/h	213 mm	1"1/2	14 kg	975 W	3,3/1,9
SP1616XE22 3	1,5 cv - 1,5 HP	1,10 Kw	15,5 m³/h	213 mm	1"1/2	15 kg	1 100 W	3,2/1,85
SP1622XE25 3	2 cv - 2 HP	1,50 Kw	19,5 m³/h	213 mm	1"1/2	16 kg	1 500 W	5,2/3,0

*To 8 meter head

